Follow us on Twitter for live traffic updates and news
@Cambs_Traffic

Cambridgeshire County Council

IHMC Incident Report February 2021

The IHMC responded to 37 incidents on the road network throughout Cambridgeshire in February, covering 20 weekdays. There was also week for Half Term from the 15th - 19th February. This is only a slight decrease compared to January and is the lowest number we have seen over the past 6 months. Please see the table below which illustrates the number of incidents over the last 6 months, compared to the same period last year.

	Sep	Oct	Nov	Dec	Jan	Feb
2019/20	74	74	87	79	107	96
2020/21	47	69	56	64	39	37

We use the term 'incident' to describe something that has happened on the County's road network which has an impact (of varying degrees) on usual traffic flows. This could include, for example, a Road Traffic Collision, a burst water main or temporary traffic lights for roadworks.

Our **@Cambs_Traffic** Twitter account is our quickest engagement tool with the public and the interaction gives a good indication of how effective the messages are getting out to people.

The increase in followers throughout February was lower than January. The number of tweets sent, number of profile visits and number of tweet impressions are all lower figures compared to January and December.

Twitter Analytics	Sep-20	Oct-20	Nov-20	Dec-20	Jan-21	Feb-21
Number of Followers	15,222	15,216	15,249	15,326	15,358	15,382
Increase in followers from previous month	-12	-6	33	77	32	24
Number of Tweets sent	230	265	277	324	315	245
Number of profile visits	3,007	3,363	3,481	12,600	10,700	8,622
Number of Tweet impressions	436,000	538,000	646,000	674,000	684,000	478,000

Table 1: Twitter Analytics for @Cambs_Traffic

Note: The number of Tweets sent includes advance notice road works and event Tweets alongside live incident Tweets.

The number of incidents recorded peaked at 8am, followed by a smaller peak at 4pm.

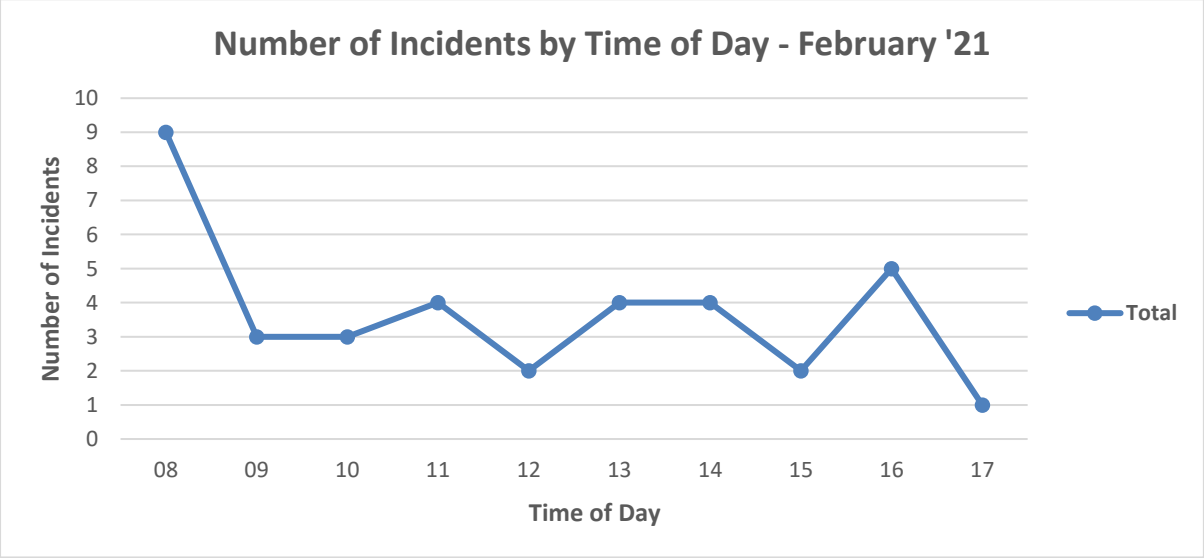

Figure 1: Number of incidents recorded by time of day February 2021

Of the incidents recorded during February, 11% were due to Road Traffic Collisions (RTC's) and 54% were due to road works (both planned and unplanned). A further 8% were due to an obstruction in the carriageway and 8% was due to a vehicle breakdown. A further 3% was due to a traffic signal fault and 16% were classed as 'Other' which includes incidents where the cause could not be confirmed. See Figure 2 below.

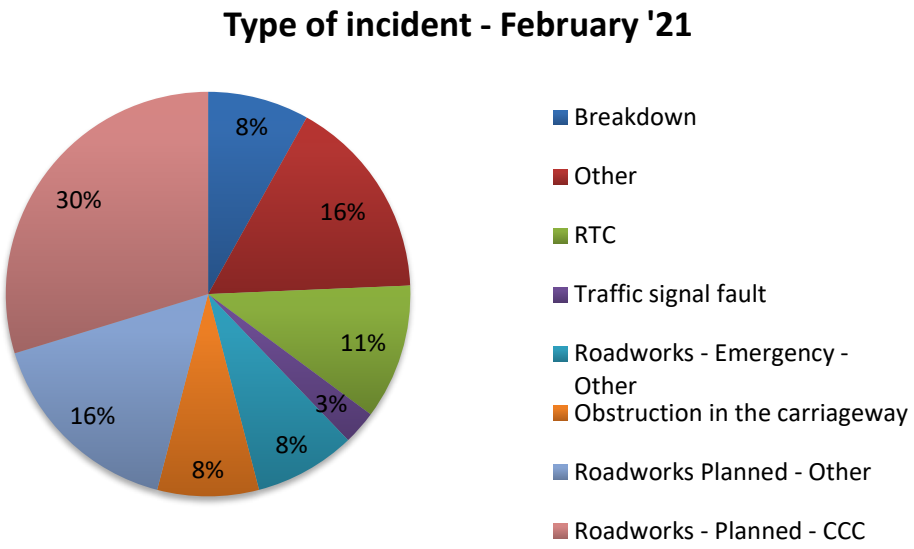

Figure 2: Type of Incident - February 2021

Of those incidents recorded 5% had a road closure, 49% temporary traffic lights, and 24% had congestion which was not considered normal for the location and time of day. (See Figure 3). A further 8% had a lane closure, 11% resulted in the road being partially blocked and 3% had a traffic signal fault.

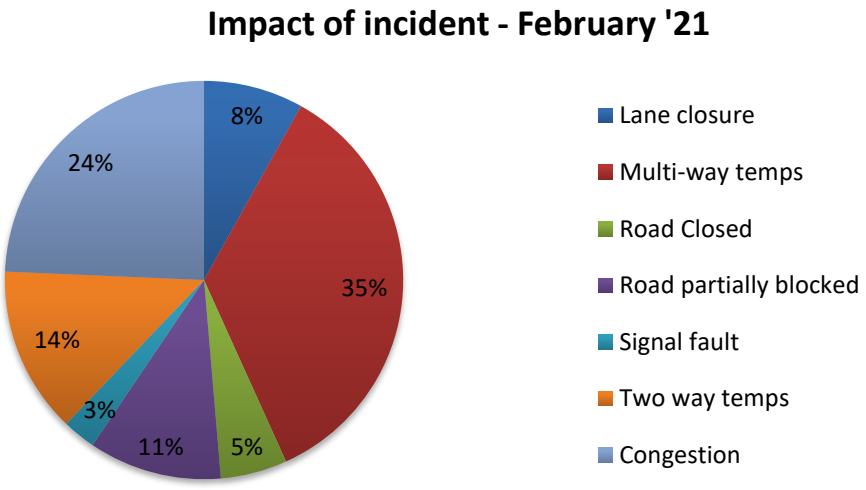

Figure 3: Impact of Incident on the network - February 2021

This month the highest number of incidents were recorded in Huntingdonshire, followed equally by East and South Cambridgeshire (Figure 4, below). Cambridge City had the lowest number of incidents recorded throughout February, closely followed by Fenland.

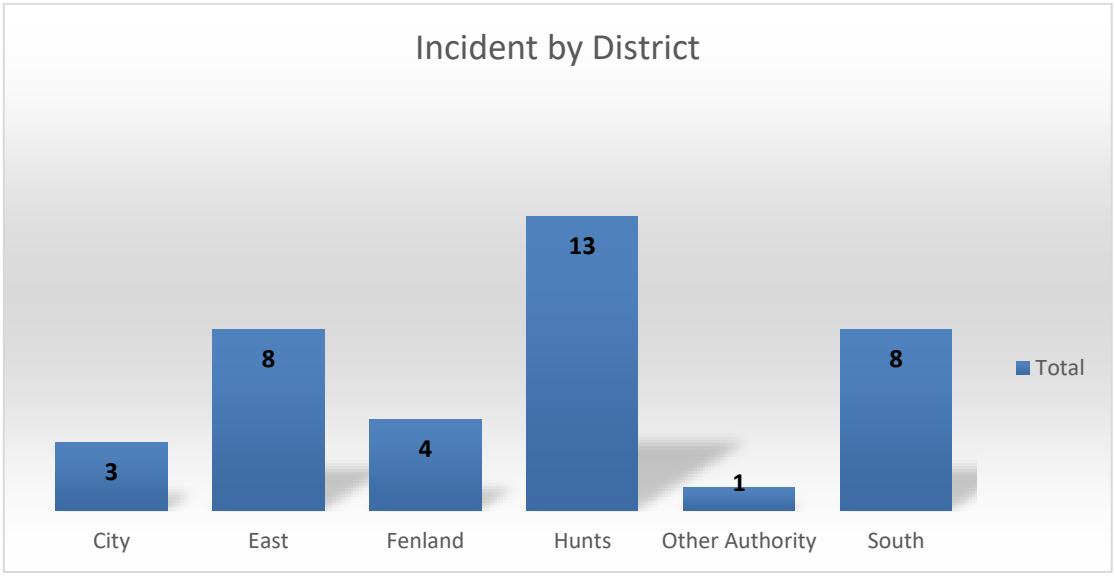

Figure 4: Incident location by District area - February 2021

During the month we responded to 11 minor incidents, 19 medium incidents, 6 major incidents and 1 critical incident. (See Figure 5).

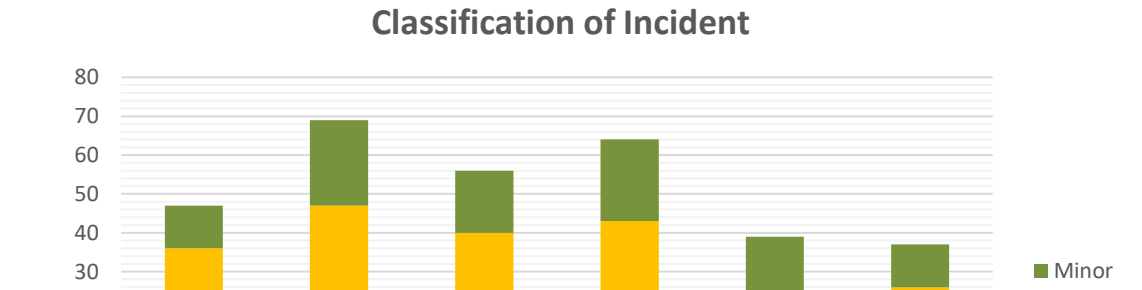

	Sep	Oct	Nov	Dec	Jan	Feb
	2020				2021	
Minor	11	22	16	21	16	11
Medium	29	38	34	36	18	19
Major	7	8	4	6	5	6
Critical		1	2	1		1

Figure 5: Classification of incident

Notes: Classification of Incidents

Minor: Delays less than 15 minutes. Low levels of congestion which are not normal conditions.
Medium: Delays of up to 30 minutes. Significant congestion which is not normal conditions.
Major: Delays of up to one hour. Severe congestion that has started to spread to neighbouring roads which is not normal conditions.
CRITICAL: Delays of over 1 hour. Congestion that has spread to numerous roads over a wide area. e.g. whole of central Cambridge.

Follow us on Twitter for live traffic updates and news
@Cambs_Traffic

Cambridgeshire County Council

With the Country remaining in lockdown throughout February, we have noticed lower levels of congestion, in particular with schools being shut this time around. This could explain the lower number of incidents we have seen over the month.

We noted one critical incident throughout February which was a full closure of the A14 westbound on the 26th February due to a Police incident.

Whilst there is still less traffic on the roads, we have continued operating under reduced monitoring hours, which are 08:30 - 17:30. This is being regularly assessed.

For more information on roadworks across the County, please have a look at https://one.network/

